


# Ring Roamer Catch Assembly

1) Locate Rail install location




2) Pre-Assemble the Rails like this...




3) Install them on the Ring Roamer back plate like this....

**\*\* Note: You will need to screw them in so that they screws go through \*\***



**4) Install the lock nuts from the opposite side like so...**



**5) Finally you can slide the catch on to it. If all went well the catch should be perfectly concentric to the Ring Roamer.**

